

Controller of Examinations
SAMBALPUR UNIVERSITY
JYOTI VIHAR, BURLA
Sambalpur (Odisha), PIN- 768 019



PHONE and Fax: 0663-2430806
e-mail: coesuniv@gmail.com

Urgent

(Both by post and by e- mail)

No. 8420 / Acd.-I

Dated: 04.11.16

To

The Principals,

(All the Affiliated Colleges under Sambalpur University having
Three Year Degree Courses excluding Autonomous Colleges.)

Sub: Syllabus & Implementation of CBCS pattern Arts/Science/Commerce (Pass and
Hons.) from the Academic Session 2016-17.

Ref :- This office letter No 5314/ Acd.-I dated 21.7.16 and letter No. 5970/Acd.-I
dated 8.8.16.

Sir,

In continuation to the letters and the subject cited above, I am directed to intimate you that the Vice- Chancellor has been pleased to approve the syllabus for Courses / papers related to **Botany** for CBCS + 3 courses degree B.Sc. (Both Pass & Hons.) examinations under 6 (15) of O.U. Act -1989 giving it effect from the Academic Session, 2016-17. The detail Courses of Studies is enclosed herewith for your reference and necessary action.

This may kindly be noted that it is the final syllabus for **Botany** subject/ papers under CBCS pattern. It may be made available to teachers and students concerned. Further you are requested to ensure teaching of the courses in your colleges accordingly.

Any error and omission etc. may kindly be intimated to this office.

. Any queries on the matter may be made through e-mail: coesuniv@gmail.com.

Thanking you,

Yours faithfully,

Encl: *As above*

S.K. Das
3/11/16
Controller of Examinations
S.K. Das

P.T.O.

Memo No. 8421 /Acad.-I(BOS),

dtd. 04.11.16

Copy forwarded with enclosure for information and necessary action to:

1. The Chairman, Post Graduate Council, Sambalpur University.
2. The H.O.D., P.G. Department of *Life Sciences*, Sambalpur University.
3. The Director, College Development Council, Sambalpur University.
4. The Director, Directorate of Distance and Continuing Education, Sambalpur University.
5. The Co-ordinator, Private Examination Cell, Sambalpur University.
6. Asst. Registrar (Examination), Sambalpur University.
7. Programmer, University Computer Unit, Sambalpur University.
8. Asst. Controller of Examinations, Sambalpur University.
9. Section Officer / Assistant –in- Charge, *e – Governance Cell*, Sambalpur University with request to provide all the materials in the official web- site accordingly. (as + 3 cbcs- syllabus – *Botany* –Final)
10. Section Officers, Computer Unit, E.G.-I, EG-II, E.C-I, EC-II, EC-VI Sections.
11. Five spare Copies for Academic-I Sections with enclosure.

Memo No. 8422 /Acad.-I(BOS),

f.k.w.
03/11/16
Controller of Examinations
Blair

dtd. 04.11.16


Copy forwarded without enclosure for information and necessary action to:

1. *The Dy. Director, e – Governance Cell*, Sambalpur University with request for needful to provide all the materials in the official web- site accordingly .
2. P.A. to the Vice- Chancellor, Sambalpur University.
3. P.A. to the Registrar, Sambalpur University.
4. P.A. to the Controller of Examinations, Sambalpur University.

Sn//-

f.k.w.
03/11/16
Controller of Examinations
Blair

SAMBALPUR UNIVERSITY



CHOICE BASED CREDIT SYSTEM B.Sc. BOTANY HONOURS

2016-2019

[Signature]
16/9/16

[Signature]
16/9/16

[Signature]
16/9/16
[Signature]
16/9/16

(69)


Choice Based Credit System (CBCS), Sambalpur University

Syllabus for B.Sc. (Honours) in BOTANY-2016-2019

SEMESTER	COURSE OPTED	COURSE NAME	Credits	Marks*	Hours of instruction
Semester-I	Ability Enhancement Compulsory Course-I	Environmental Studies	2	50	30
	Core course-I (Theory)	Microbiology and Phycology	4	50	60
	Core Course-I (Practical)	Microbiology and Phycology	2	50	20
	Core course-II (Theory)	Biomolecules and Cell Biology	4	50	60
	Core course-II (Practical)	Biomolecules and Cell Biology	2	50	20
	Generic Elective -1 (Theory)	GE-1 - Biodiversity (Microbes, Algae, Fungi & Archegoniate)	4	50	60
	Generic Elective -1 (Practical)	GE-1 - Biodiversity (Microbes, Algae, Fungi & Archegoniate)	2	50	20
		Sub-Total of Semester-I	20	350	270
Semester-II	Ability Enhancement Compulsory Course-II	English/M.I.L	2	50	30
	Core course-III (Theory)	Mycology and Phytopathology	4	50	60
	Core course-III (Practical)	Mycology and Phytopathology	2	50	20
	Core course-IV (Theory)	Archegoniate	4	50	60
	Core course-IV (Practical)	Archegoniate	2	50	20
	Generic Elective -2 (Theory)	GE-2 - Plant Physiology & Metabolism	4	50	60
	Generic Elective -2 (Practical)	GE-2 - Plant Physiology & Metabolism	2	50	20
		Sub-Total of Semester-II	20	350	270
Semester-III	Core course-V (Theory)	Anatomy of Angiosperms	4	50	60
	Core course-V (Practical)	Anatomy of Angiosperms	2	50	20
	Core course-VI (Theory)	Economic Botany	4	50	60
	Core course-VI (Practical)	Economic Botany	2	50	20
	Core course-VII (Theory)	Genetics	4	50	60
	Core course-VII (Practical)	Genetics	2	50	20
	Skill Enhancement Course-1	(Herbal Technology)	2	50	30
	Generic Elective -3 (Theory),	GE-3A - Plant Ecology & Taxonomy,	4	50	60
	Generic Elective -3 (Practical),	GE-3A - Plant Ecology & Taxonomy,	2	50	20
		Sub-Total of Semester-III	26	450	350




Semester-IV	Core course-VIII (Theory)	Molecular Biology	4	50	60
	Core course-VIII (Practical)	Molecular Biology	2	50	20
	Core course-IX (Theory)	Ecology	4	50	60
	Core course-IX (Practical)	Ecology	2	50	20
	Core Course- X (Theory)	Plant Systematics	4	50	60
	Core Course- X (Practical)	Plant Systematics	2	50	20
	Skill Enhancement Course-2	(Mushroom Cultivation Technology)	2	50	30
	Generic Elective-4 (Theory) (Any one of GE-4A & GE4B)	GE-4A-Plant Anatomy and Embryology	4	50	60
	Generic Elective-4 (Practical) (As per Theory)	GE-4A-Plant Anatomy and Embryology	2	50	20
		Sub-Total of Semester-IV	26	450	350
Semester-V	Core-XI (Theory)	Reproductive Biology of Angiosperms	4	50	60
	Core course-XI (Practical)	Reproductive Biology of Angiosperms	2	50	20
	Core-XII (Theory)	Plant Physiology	4	50	60
	Core course-XII (Practical)	Plant Physiology	2	50	20
	Discipline Specific Elective - 1 (Theory)	Plant Breeding	4	50	60
	Discipline Specific Elective - 1 (Practical)]	Plant Breeding	2	50	20
	Discipline Specific Elective - 2 (Theory)	Natural Resource Management	4	50	60
	Discipline Specific Elective - 2 (Practical) [As per theory]	Natural Resource Management	2	50	20
		Sub-Total of Semester-V	24	400	320
Semester-VI	Core course-XIII (Theory)	Plant Metabolism	4	50	60
	Core course-XIII (Practical)	Plant Metabolism	2	50	20
	Core course-XIV (Theory)	Plant Biotechnology	4	50	60
	Core course-XIV (Practical)	Plant Biotechnology	2	50	20
	Discipline Specific Elective - 3 (Theory)	Horticulture Practices & Post Harvest Technology	4	50	60


 16/9/16

67

	Discipline Specific Elective - 3 (Practical)	Horticulture Practices & Post Harvest Technology	2	50	20
	Discipline Specific Elective-4 (Theory)	Biostatistics	4	50	60
	Discipline Specific Elective - 4 (Practical)	Biostatistics	2	50	20
		Sub-Total of Semester-V	24	400	320
		Total Semester I+II+III+IV+V+VI	140	2400	1880


12/9/16

66

Semester	CORE COURSE(14)	Ability Enhancement Compulsory Course(AEC)(2)	Skill Enhancement Course (SEC) (2)	Discipline Specific Elective (DSE) (4)	GENERIC ELECTIVE: (GE) (4)
I	Algae and Microbiology	Environmental Studies			GE-1
	Biomolecules and Cell Biology				
II	Mycology and Phytopathology	English/MIL			GE-2
	Archegoniate				
III	Morphology and Anatomy		SEC -1		GE-3
	Economic Botany				
	Basics of Genetics				
IV	Molecular Biology		SEC -2		GE-4
	Plant Ecology and Phytogeography				
	Plant Systematics				
V	Reproductive Biology of Angiosperms			DSE-1	
	Plant Physiology			DSE-2	
VI	Plant Metabolism			DSE -3	
	Plant Biotechnology			DSE-4	


16/08/16

15

Structure of B.Sc Honours Course under CBCS

Core Courses:

1. Algae and Microbiology
2. Biomolecules and Cell Biology
3. Mycology and Phytopathology
4. Archegoniate
5. Morphology and Anatomy
6. Economic Botany
7. Genetics
8. Molecular Biology
9. Plant Ecology and Phytogeography
10. Plant Systematics
11. Reproductive Biology of Angiosperms
12. Plant Physiology
13. Plant Metabolism
14. Plant Biotechnology

Discipline Specific Electives


1. Analytical Techniques in Plant Sciences
2. Bioinformatics
3. Stress Biology
4. Plant Breeding
5. Natural Resource Management
6. Horticultural Practices and Post-Harvest Technology
7. Research Methodology
8. Industrial and Environmental Microbiology
9. Biostatistics

Generic Electives

1. Biodiversity (Microbes, Algae, Fungi and Archegoniate)
2. Plant Ecology and Taxonomy
3. Plant Anatomy and Embryology
4. Plant Physiology and Metabolism
5. Economic Botany and Biotechnology
6. Environmental Biotechnology

Ability Enhancement Course Compulsory

1. Environmental Science
2. English/MIL Communication


16/9/16

64

Ability Enhancement Courses Elective

1. Biofertilizers
2. Herbal TechnologyNursery and Gardening
3. Floriculture
4. Medicinal Botany
5. Plant Diversity and Human Welfare
6. Ethnobotany
7. Mushroom Culture Technology
8. Intellectual Property Rights


16/9/16

63

Core Courses

OR
161910

✓ 62

Semester-I

Core Course I: Phycology and Microbiology (Credits: Theory-4, Practical-2)

THEORY **Lectures: 60**

Unit 1: Introduction to microbial world

Microbial nutrition, growth and metabolism. Economic importance of viruses with reference to vaccine production, role in research, medicine and diagnostics, as causal organisms of plant diseases. Economic importance of bacteria with reference to their role in agriculture and industry (fermentation and medicine). (7 lectures)

Unit 2: Viruses

Discovery, physiochemical and biological characteristics; classification (Baltimore), general structure with special reference to viroids and prions; replication (general account), DNA virus (T-phage), lytic and lysogenic cycle; RNA virus (TMV). (7 lectures)

Unit 3: Bacteria

Discovery, general characteristics; Types-archaebacteria, eubacteria, wall-less forms (mycoplasma and spheroplasts); Cell structure; Nutritional types; Reproduction-vegetative, asexual and recombination (conjugation, transformation and transduction). (7 lectures)

Unit 4: Algae

General characteristics; Ecology and distribution; range of thallus organization; Cell structure and components; cell wall, pigment system, reserve food (of only groups represented in the syllabus), flagella; methods of reproduction; Classification; criteria, system of Fritsch, and evolutionary classification of Lee (only upto groups); Significant contributions of important phycologists (F.E. Fritsch, G.M. Smith, R.N. Singh, T.V. Desikachary, H.D. Kumar, M.O.P. Iyengar). Role of algae in the environment, agriculture, biotechnology and industry. (11 lectures)


16/9/16

61

Unit 5: Cyanophyta and Xanthophyta

Ecology and occurrence; Range of thallus organization; Cell structure; Reproduction, Morphology and life-cycle of *Nostoc* and *Vaucheria*. (8 lectures)

Unit 6: Chlorophyta and Charophyta

General characteristics; Occurrence; Range of thallus organization; Cell structure; Reproduction. Morphology and life-cycles of *Chlamydomonas*, *Volvox*, *Oedogonium*, *Coleochaete*, *Chara*. Evolutionary significance of *Prochloron*. (8 lectures)

Unit 7: Phaeophyta and Rhodophyta

Characteristics; Occurrence; Range of thallus organization; Cell structure; Reproduction. Morphology and life-cycles of *Ectocarpus*, *Fucus* and *Polysiphonia*. (12 lectures)

Practical

Microbiology

1. Electron micrographs/Models of viruses – T-Phage and TMV, Line drawings/ Photographs of Lytic and Lysogenic Cycle.
2. Types of Bacteria to be observed from temporary/permanent slides/photographs. Electron micrographs of bacteria, binary fission, endospore, conjugation, root Nodule.
3. Gram staining.
4. Endospore staining with malachite green using the (endospores taken from soil bacteria).

Phycology


Study of vegetative and reproductive structures of *Nostoc*, *Chlamydomonas* (electron micrographs), *Volvox*, *Oedogonium*, *Coleochaete*, *Chara*, *Vaucheria*, *Ectocarpus*, *Fucus* and *Polysiphonia*, *Prochloron* through electron micrographs, temporary preparations and permanent slides.

16/9/16

60

Suggested Readings

1. Lee, R.E. (2008). Phycology, Cambridge University Press, Cambridge. 4th edition.
2. Wiley JM, Sherwood LM and Woolverton CJ. (2013) Prescott's Microbiology. 9th Edition. McGraw Hill International.
3. Kumar, H.D. (1999). Introductory Phycology. Affiliated East-West Press, Delhi.
4. Sahoo, D. (2000). Farming the ocean: seaweeds cultivation and utilization. Aravali International, New Delhi.
5. Campbell, N.A., Reece J.B., Urry L.A., Cain M.L., Wasserman S.A. Minorsky P.V., Jackson R.B. (2008). Biology, Pearson Benjamin Cummings, USA. 8th edition.
6. Pelczar, M.J. (2001) Microbiology, 5th edition, Tata McGraw-Hill Co, New Delhi.


16/9/16

59

Core Course II: Biomolecules and Cell Biology (Credits: Theory-4, Practical-2)

THEORY

Lectures: 60

Unit 1: Biomolecules

(20 lectures)

Types and significance of chemical bonds; Structure and properties of water; pH and buffers. **Carbohydrates:** Nomenclature and classification; Monosaccharides ; Disaccharides; Oligosaccharides and Polysaccharides.

Lipids: Definition and major classes of storage and structural lipids; Fatty acids structure and functions; Essential fatty acids; Triacyl glycerols structure, functions and properties; Phosphoglycerides.

Proteins: Structure of amino acids; Levels of protein structure(-primary, secondary, tertiary and quaternary); Protein denaturation and biological roles of proteins.

Nucleic acids: Structure of nitrogenous bases; Structure and function of nucleotides; Types of nucleic acids; Structure of A, B, Z types of DNA; Types of RNA; Structure of tRNA.

Unit 2: Bioenergetics

(4 lectures)

Laws of thermodynamics, concept of free energy, endergonic and exergonic reactions, coupled reactions, redox reactions. ATP: structure, its role as a energy currency molecule.

Unit 3: Enzymes

(6 lectures)

Structure of enzyme: holoenzyme, apoenzyme, cofactors, coenzymes and prosthetic group; Classification of enzymes; Features of active site, substrate specificity, mechanism of action (activation energy, lock and key hypothesis, induced - fit theory), Michaelis – Menten equation, enzyme inhibition and factors affecting enzyme activity.

Unit 4: The cell

(4 lectures)

Cell as a unit of structure and function; Characteristics of prokaryotic and eukaryotic cells; Origin of eukaryotic cell (Endosymbiotic theory).

Unit 5: Cell wall and plasma membrane

(4 lectures)

Chemistry, structure and function of Plant cell wall. Overview of membrane function; fluid mosaic model; Chemical composition of membranes; Membrane transport – Passive, active and facilitated transport, endocytosis and exocytosis.

Unit 6: Cell organelles

(16 lectures)

Nucleus: Structure-nuclear envelope, nuclear pore complex, nuclear lamina, molecular organization of chromatin; nucleolus.

Cytoskeleton: Role and structure of microtubules, microfilaments and intermediary filament.

Chloroplast, mitochondria and peroxisomes: Structural organization; Function; Semiautonomous nature of mitochondria and chloroplast.

16/4/16

158

Endomembrane system: Endoplasmic Reticulum – Structure, targeting and insertion of proteins in the ER, protein folding, processing; Smooth ER and lipid synthesis, export of proteins and lipids; Golgi Apparatus – organization, protein glycosylation, protein sorting and export from Golgi Apparatus; Lysosomes

Unit 7: Cell division

(6 lectures)


Phases of eukaryotic cell cycle, mitosis and meiosis; Regulation of cell cycle- checkpoints, role of protein kinases.

Practical

1. Qualitative tests for carbohydrates, reducing sugars, non-reducing sugars, lipids and proteins.
2. Study of plant cell structure with the help of epidermal peel mount of Onion/*Rhoeo*/*Crinum*.
3. Demonstration of the phenomenon of protoplasmic streaming in *Hydrilla* leaf.
4. Measurement of cell size by the technique of micrometry.
5. Counting the cells per unit volume with the help of haemocytometer. (Yeast/pollen grains).
6. Study of cell and its organelles with the help of electron micrographs.
7. Cytochemical staining of : DNA- Feulgen and cell wall in the epidermal peel of onion using Periodic Schiff's (PAS) staining technique.
8. Study the phenomenon of plasmolysis and deplasmolysis.
9. Study the effect of organic solvent and temperature on membrane permeability.
10. Study different stages of mitosis and meiosis.

Suggested Readings

1. Campbell, MK (2012) Biochemistry, 7th ed., Published by Cengage Learning
2. Campbell, PN and Smith AD (2011) Biochemistry Illustrated, 4th ed., Published by Churchill Livingstone
3. Tymoczko JL, Berg JM and Stryer L (2012) Biochemistry: A short course, 2nd ed., W.H.Freeman
4. Berg JM, Tymoczko JL and Stryer L (2011) Biochemistry, W.H.Freeman and Company
5. Nelson DL and Cox MM (2008) Lehninger Principles of Biochemistry, 5th Edition., W.H. Freeman and Company.
6. Karp, G. (2010). Cell Biology, John Wiley & Sons, U.S.A. 6th edition.
7. Hardin, J., Becker, G., Skliensmith, L.J. (2012). Becker's World of the Cell, Pearson Education Inc. U.S.A. 8th edition.
8. Cooper, G.M. and Hausman, R.E. (2009) The Cell: A Molecular Approach. 5th edition. ASM Press & Sunderland, Washington, D.C.; Sinauer Associates, MA.
9. Becker, W.M., Kleinsmith, L.J., Hardin. J. and Bertoni, G. P. (2009) The World of the Cell. 7th edition. Pearson Benjamin Cummings Publishing, San Francisco


16/9/16

47

Semester-II

Core Course III: Mycology and Phytopathology (Credits: Theory-4, Practical-2)

THEORY

Lectures: 60

Unit 1: Introduction to true fungi

(6 lectures)

General characteristics; Affinities with plants and animals; Thallus organization; Cell wall composition; Nutrition; Classification.

Unit 2: Chytridiomycota and Zygomycota

(5 lecture)

Characteristic features; Ecology and significance; Thallus organisation; Reproduction; Life cycle with reference to *Synchytrium*, *Rhizopus*.

Unit 4: Ascomycota

(10 lectures)

General characteristics (asexual and sexual fruiting bodies); Ecology; Life cycle, Heterokaryosis and parasexuality; Life cycle and classification with reference to *Saccharomyces*, *Aspergillus*, *Penicillium*, *Alternaria*, *Neurospora* and *Peziza*.

Unit 5: Basidiomycota

(8 lectures)

General characteristics; Ecology; Life cycle and Classification with reference to black stem rust on wheat *Puccinia* (Physiological Specialization), loose and covered smut (symptoms only), *Agaricus*; Bioluminescence, Fairy Rings and Mushroom Cultivation.

Unit 6: Allied Fungi

(3 lectures)

General characteristics; Status of Slime molds, Classification; Occurrence; Types of plasmodia; Types of fruiting bodies.

Unit 7: Oomycota


(4 lectures)

General characteristics; Ecology; Life cycle and classification with reference to *Phytophthora*, *Albugo*.

Unit 8: Symbiotic associations

(4 lectures)

Lichen – Occurrence; General characteristics; Growth forms and range of thallus organization; Nature of associations of algal and fungal partners; Reproduction; Mycorrhiza-Ectomycorrhiza,


16/9/16

5/6

Endomycorrhiza and their significance.

Unit 8: Applied Mycology

(10 Lectures)

Role of fungi in biotechnology; Application of fungi in food industry (Flavour & texture, Fermentation, Baking, Organic acids, Enzymes, Mycoproteins); Secondary metabolites (Pharmaceutical preparations); Agriculture (Biofertilizers); Mycotoxins; Biological control (Mycofungicides, Mycoherbicides, Mycoinsecticides, Myconematicides); Medical mycology.

Unit 9: Phytopathology


(10 lectures)

Terms and concepts; General symptoms; Geographical distribution of diseases; Etiology; Symptomology; Host-Pathogen relationships; Disease cycle and environmental relation; prevention and control of plant diseases, and role of quarantine.

Bacterial diseases – Citrus canker and angular leaf spot of cotton. Viral diseases – Tobacco Mosaic viruses, vein clearing. Fungal diseases – Early blight of potato, Black stem rust of wheat, White rust of crucifers.

Practical

1. Introduction to the world of fungi (Unicellular, coenocytic/septate mycelium, ascocarps & basidiocarps).
2. *Rhizopus*: study of asexual stage from temporary mounts and sexual structures through permanent slides.
3. *Aspergillus* and *Penicillium*: study of asexual stage from temporary mounts. Study of Sexual stage from permanent slides/photographs.
4. *Peziza*: sectioning through ascocarp.
5. *Alternaria*: Specimens/photographs and temporary mounts.
6. *Puccinia*: Herbarium specimens of Black Stem Rust of Wheat and infected Barberry leaves; sections/ mounts of spores on wheat and permanent slides of both the hosts.
7. *Agaricus*: Specimens of button stage and full grown mushroom; sectioning of gills of *Agaricus*, fairy rings and bioluminescent mushrooms to be shown.
8. Study of phaneroplasmodium from actual specimens and /or photograph. Study of *Stemonitis* sporangia.
9. *Albugo*: Study of symptoms of plants infected with *Albugo*; asexual phase study through section/


16/9/16


57

temporary mounts and sexual structures through permanent slides.

10. Lichens: Study of growth forms of lichens (crustose, foliose and fruticose) on different substrates. Study of thallus and reproductive structures (soredia and apothecium) through permanent slides. Mycorrhizae: ectomycorrhiza and endomycorrhiza (Photographs)
11. Phytopathology: Herbarium specimens of bacterial diseases; Citrus Canker; Angular leaf spot of cotton, Viral diseases: TMV, Vein clearing, Fungal diseases: Early blight of potato, Black stem rust of wheat and White rust of crucifers.

Suggested Readings

1. Agrios, G.N. (1997) Plant Pathology, 4th edition, Academic Press, U.K.
2. Alexopoulos, C.J., Mims, C.W., Blackwell, M. (1996). Introductory Mycology, John Wiley & Sons (Asia) Singapore. 4th edition.
3. Webster, J. and Weber, R. (2007). Introduction to Fungi, Cambridge University Press, Cambridge. 3rd edition.
4. Sethi, I.K. and Walia, S.K. (2011). Text book of Fungi and Their Allies, Macmillan Publishers India Ltd.
5. Sharma, P.D. (2011). Plant Pathology, Rastogi Publication, Meerut, India.


16/11/11

Core Course IV: Archegoniate (Credits: Theory-4, Practical-2)

THEORY

Lectures: 60

Unit 1: Introduction

(4 lectures)

Unifying features of archegoniates; Transition to land habit; Alternation of generations.

Unit 2: Bryophytes

(6 lectures)

General characteristics; Adaptations to land habit; Classification; Range of thallus organization.

Unit 3: Type Studies- Bryophytes

(12 lectures)

Classification (up to family), morphology, anatomy and reproduction of *Riccia*, *Marchantia*, *Pellia*, *Porella*, *Anthoceros*, *Sphagnum* and *Funaria*; Reproduction and evolutionary trends in *Riccia*, *Marchantia*, *Anthoceros* and *Funaria* (developmental stages not included). Ecological and economic importance of bryophytes with special reference to *Sphagnum*.

Unit 4: Pteridophytes

(6 lectures)

General characteristics; Classification; Early land plants (*Cooksonia* and *Rhynia*).

Unit 5: Type Studies- Pteridophytes

(14 lectures)

Classification (up to family), morphology, anatomy and reproduction of *Psilotum*, *Selaginella*, *Equisetum* and *Pteris* (Developmental details not to be included). Apogamy, and apospory, heterospory and seed habit, telome theory, stelar evolution; Ecological and economic importance.


Unit 6: Gymnosperms

(18 lectures)

General characteristics, classification (up to family), morphology, anatomy and reproduction of *Cycas*, *Pinus* and *Gnetum* (Developmental details not to be included); Ecological and economic importance.


Practical

1. *Riccia* – Morphology of thallus.
2. *Marchantia*- Morphology of thallus, whole mount of rhizoids & Scales, vertical section of thallus through Gemma cup, whole mount of Gemmae (all temporary slides), vertical section of Antheridiophore, Archegoniophore, longitudinal section of Sporophyte (all permanent slides).
3. *Anthoceros*- Morphology of thallus, dissection of sporophyte (to show stomata, spores, pseudoelaters, columella) (temporary slide), vertical section of thallus (permanent slide).
4. *Pellia*, *Porella*- Permanent slides.


16/9/16

(53)


5. ***Sphagnum***- Morphology of plant, whole mount of leaf (permanent slide only).
6. ***Funaria***- Morphology, whole mount of leaf, rhizoids, operculum, peristome, annulus, spores (temporary slides); permanent slides showing antheridial and archegonial heads, longitudinal section of capsule and protonema.
7. ***Psilotum***- Study of specimen, transverse section of synangium (permanent slide).
8. ***Selaginella***- Morphology, whole mount of leaf with ligule, transverse section of stem, whole mount of strobilus, whole mount of microsporophyll and megasporophyll (temporary slides), longitudinal section of strobilus (permanent slide).
9. ***Equisetum***- Morphology, transverse section of internode, longitudinal section of strobilus, transverse section of strobilus, whole mount of sporangiophore, whole mount of spores (wet and dry) (temporary slide), transverse section of rhizome (permanent slide).
10. ***Pteris***- Morphology, transverse section of rachis, vertical section of sporophyll, whole mount of sporangium, whole mount of spores (temporary slides), transverse section of rhizome, whole mount of prothallus with sex organs and young sporophyte (permanent slide).
11. ***Cycas***- Morphology (coralloid roots, bulbil, leaf), whole mount of microsporophyll, transverse section of coralloid root, transverse section of rachis, vertical section of leaflet, vertical section of microsporophyll, whole mount of spores (temporary slides), longitudinal section of ovule, transverse section of root (permanent slide).
12. ***Pinus***- Morphology (long and dwarf shoots, whole mount of dwarf shoot, male and female cones), transverse section of Needle, transverse section of stem, longitudinal section of / transverse section of male cone, whole mount of microsporophyll, whole mount of Microspores (temporary slides), longitudinal section of female cone, tangential longitudinal & radial longitudinal sections stem (permanent slide).
13. ***Gnetum***- Morphology (stem, male & female cones), transverse section of stem, vertical section of ovule (permanent slide)
14. **Botanical excursion.**


16/9/16

152

Suggested Readings

1. Vashistha, P.C., Sinha, A.K., Kumar, A. (2010). Pteridophyta. S. Chand. Delhi, India.
2. Bhatnagar, S.P. & Moitra, A. (1996). Gymnosperms. New Age International (P) Ltd Publishers, New Delhi, India.
3. Parihar, N.S. (1991). An introduction to Embryophyta: Vol. I. Bryophyta. And Vol. II Pteridophyta: Central Book Depot. Allahabad.
4. Raven, P.H., Johnson, G.B., Losos, J.B., Singer, S.R. (2005). Biology. Tata McGraw Hill, Delhi.
5. Vanderpoorten, A. & Goffinet, B. (2009) Introduction to Bryophytes. Cambridge University Press.


16/9/16

151

Semester-III

Core Course V: Anatomy of Angiosperms
(Credits: Theory-4, Practical-2)

THEORY

Lectures: 60

Unit 1: Introduction and scope of Plant Anatomy

(4 Lectures)

Applications in systematics, forensics and pharmacognosy.

Unit 2: Structure and Development of Plant Body

(6 Lectures)

Internal organization of plant body: The three tissue systems, types of cells and tissues. Development of plant body: Polarity, Cytodifferentiation and organogenesis during embryogenic development.

Unit 2: Tissues

(12 Lectures)

Classification of tissues; Simple and complex tissues (no phylogeny); cytodifferentiation of tracheary elements and sieve elements; Pits and plasmodesmata; Wall ingrowths and transfer cells, adcrustation and incrustation, Ergastic substances. Hydathodes, cavities, lithocysts and laticifers.

Unit 3: Apical meristems


(15 Lectures)

Evolution of concept of organization of shoot apex (Apical cell theory, Histogen theory, Tunica Corpus theory, continuing meristematic residue, cytohistological zonation); Types of vascular bundles; Structure of dicot and monocot stem. Origin, development, arrangement and diversity in size and shape of leaves; Structure of dicot and monocot leaf, Kranz anatomy. Organization of root apex (Apical cell theory, Histogen theory, Korper-Kappe theory); Quiescent centre; Root cap; Structure of dicot and monocot root; Endodermis, exodermis and origin of lateral root.

Unit 4: Vascular Cambium and Wood

(15 Lectures)

Structure, function and seasonal activity of cambium; Secondary growth in root and stem. Axially and radially oriented elements; Types of rays and axial parenchyma; Cyclic aspects and reaction wood; Sapwood and heartwood; Ring and diffuse porous wood; Early and late wood, tyloses; Dendrochronology. Development and composition of periderm, rhytidome and lenticels.


16/ 9/16

Unit 5: Adaptive and Protective Systems

(8 Lectures)

Epidermal tissue system, cuticle, epicuticular waxes, trichomes (uni-and multicellular, glandular and nonglandular, two examples of each), stomata (classification); Adcrustation and incrustation; Anatomical adaptations of xerophytes and hydrophytes.

Practical

1. Study of anatomical details through permanent slides/temporary stain mounts/ macerations/ museum specimens with the help of suitable examples.
2. Apical meristem of root, shoot and vascular cambium.
3. Distribution and types of parenchyma, collenchyma and sclerenchyma.
4. Xylem: Tracheary elements-tracheids, vessel elements; thickenings; perforation plates; xylem fibres.
5. Wood: ring porous; diffuse porous; tyloses; heart- and sapwood.
6. Phloem: Sieve tubes-sieve plates; companion cells; phloem fibres.
7. Epidermal system: cell types, stomata types; trichomes: non-glandular and glandular.
8. Root: monocot, dicot, secondary growth.
9. Stem: monocot, dicot - primary and secondary growth; periderm; lenticels.
10. Leaf: isobilateral, dorsiventral, C4 leaves (Kranz anatomy).
11. Adaptive Anatomy: xerophytes, hydrophytes.
12. Secretory tissues: cavities, lithocysts and laticifers.

Suggested Readings

1. Dickison, W.C. (2000). Integrative Plant Anatomy. Harcourt Academic Press, USA.
2. Fahn, A. (1974). Plant Anatomy. Pergmon Press, USA.
3. Mauseth, J.D. (1988). Plant Anatomy. The Benjammin/Cummings Publisher, USA.
4. Evert, R.F. (2006) Esau's Plant Anatomy: Meristems, Cells, and Tissues of the Plant Body: Their Structure, Function and Development. John Wiley and Sons, Inc.

[Handwritten signature]
16/9/16

Core Course VI: Economic Botany
(Credits: Theory-4, Practical-2)

THEORY

Lectures: 60

Unit 1: Origin of Cultivated Plants

(6 lectures)

Concept of Centres of Origin, their importance with reference to Vavilov's work. Examples of major plant introductions; Crop domestication and loss of genetic diversity; evolution of new crops/varieties, importance of germplasm diversity.

Unit 2: Cereals

(6 lectures)

Wheat and Rice (origin, morphology, processing & uses); Brief account of millets.

Unit 3: Legumes

(6 lectures)

Origin, morphology and uses of Chick pea, Pigeon pea and fodder legumes. Importance to man and ecosystem.

Unit 4: Sources of sugars and starches

(4 lectures)

Morphology and processing of sugarcane, products and by-products of sugarcane industry. Potato – morphology, propagation & uses.

Unit 5: Spices

(6 lectures)

Listing of important spices, their family and part used. Economic importance with special reference to fennel, saffron, clove and black pepper

Unit 6: Beverages

(4 lectures)

Tea, Coffee (morphology, processing & uses)

Unit 7: Sources of oils and fats

(10 lectures)

General description, classification, extraction, their uses and health implications groundnut, coconut, linseed, soybean, mustard and coconut (Botanical name, family & uses). Essential Oils: General account, extraction methods, comparison with fatty oils & their uses.

Unit 8: Natural Rubber


(3 lectures)

Para-rubber: tapping, processing and uses.

Unit 9: Drug-yielding plants

(8 lectures)

Therapeutic and habit-forming drugs with special reference to *Cinchona*, *Digitalis*, *Papaver* and *Cannabis*; Tobacco (Morphology, processing, uses and health hazards).



Unit 10: Timber plants**(3 Lectures)**

General account with special reference to teak and pine.

Unit 11: Fibers**(4 lectures)**


Classification based on the origin of fibers; Cotton, Coir and Jute (morphology, extraction and uses).

Practical

1. **Cereals:** Wheat (habit sketch, L. S/T.S. grain, starch grains, micro-chemical tests)
Rice (habit sketch, study of paddy and grain, starch grains, micro-chemical tests).
2. **Legumes:** Soybean, Groundnut, (habit, fruit, seed structure, micro-chemical tests).
3. **Sources of sugars and starches:** Sugarcane (habit sketch; cane juice- micro-chemical tests),
Potato (habit sketch, tuber morphology, T.S. tuber to show localization of starch grains, w.m. starch grains, micro-chemical tests).
4. **Spices:** Black pepper, Fennel and Clove (habit and sections).
5. **Beverages:** Tea (plant specimen, tea leaves), Coffee (plant specimen, beans).
6. **Sources of oils and fats:** Coconut- T.S. nut, Mustard-plant specimen, seeds; tests for fats in crushed seeds.
7. **Essential oil-yielding plants:** Habit sketch of *Rosa*, *Vetiveria*, *Santalum* and *Eucalyptus* (specimens/photographs).
8. **Rubber:** specimen, photograph/model of tapping, samples of rubber products.
9. **Drug-yielding plants:** Specimens of *Digitalis*, *Papaver* and *Cannabis*.
10. **Tobacco:** specimen and products of Tobacco.
11. **Woods:** *Tectona*, *Pinus*: Specimen, Section of young stem.
12. **Fiber-yielding plants:** Cotton (specimen, whole mount of seed to show lint and fuzz; whole mount of fiber and test for cellulose), Jute (specimen, transverse section of stem, test for lignin on transverse section of stem and fiber).

Suggested Readings

1. Kochhar, S.L. (2012). Economic Botany in Tropics, MacMillan & Co. New Delhi, India.
2. Wickens, G.E. (2001). Economic Botany: Principles & Practices. Kluwer Academic Publishers, The Netherlands.
3. Chrispeels, M.J. and Sadava, D.E. 1994 Plants, Genes and Agriculture. Jones & Bartlett Publishers.



16/9/16

147

Core Course VII: Genetics **(Credits: Theory-4, Practical-2)**

THEORY

Lectures: 60

Unit 1: Mendelian genetics and its extension (16 lectures)

Mendelism: History; Principles of inheritance; Chromosome theory of inheritance; Autosomes and sex chromosomes; Probability and pedigree analysis; Incomplete dominance and codominance; Multiple alleles, Lethal alleles, Epistasis, Pleiotropy, Recessive and Dominant traits, Penetrance and Expressivity, Numericals; Polygenic inheritance.

Unit 2: Extrachromosomal Inheritance (6 lectures)

Chloroplast mutation: Variegation in Four o'clock plant; Mitochondrial mutations in yeast; Maternal effects-shell coiling in snail; Infective heredity- Kappa particles in *Paramecium*.

Unit 3: Linkage, crossing over and chromosome mapping (12 lectures)

Linkage and crossing over-Cytological basis of crossing over; Recombination frequency, two factor and three factor crosses; Interference and coincidence; Numericals based on gene mapping; Sex Linkage.

Unit 4: Variation in chromosome number and structure (8 lectures)

Deletion, Duplication, Inversion, Translocation, Position effect, Euploidy and Aneuploidy

Unit 5: Gene mutations (6 lectures)


Types of mutations; Molecular basis of Mutations; Mutagens – physical and chemical (Base analogs, deaminating, alkylating and intercalating agents); Detection of mutations: CIB method. Role of Transposons in mutation. DNA repair mechanisms.

Unit 6: Fine structure of gene (6 lectures)

Classical vs molecular concepts of gene; Cis-Trans complementation test for functional allelism; Structure of Phage T4, rII Locus.

Unit 6. Population and Evolutionary Genetics (6 lectures)

Allele frequencies, Genotype frequencies, Hardy-Weinberg Law, role of natural selection, mutation, genetic drift. Genetic variation and Speciation.



16/9/16

Practical

1. Meiosis through temporary squash preparation.
2. Mendel's laws through seed ratios. Laboratory exercises in probability and chi-square.
3. Chromosome mapping using point test cross data.
4. Pedigree analysis for dominant and recessive autosomal and sex linked traits.
5. Incomplete dominance and gene interaction through seed ratios (9:7, 9:6:1, 13:3, 15:1, 12:3:1, 9:3:4).
6. Blood Typing: ABO groups & Rh factor.
7. Study of aneuploidy: Down's, Klinefelter's and Turner's syndromes.
8. Photographs/Permanent Slides showing Translocation Ring, Laggards and Inversion Bridge.
9. Study of human genetic traits: Sickle cell anemia, Xeroderma Pigmentosum, Albinism, red-green Colour blindness, Widow's peak, Rolling of tongue, Hitchhiker's thumb and Attached ear lobe.

Suggested Readings

1. Gardner, E.J., Simmons, M.J., Snustad, D.P. (1991). Principles of Genetics, John Wiley & sons, India. 8th edition.
2. Snustad, D.P. and Simmons, M.J. (2010). Principles of Genetics, John Wiley & Sons Inc., India. 5th edition.
3. Klug, W.S., Cummings, M.R., Spencer, C.A. (2009). Concepts of Genetics. Benjamin Cummings, U.S.A. 9th edition.
4. Griffiths, A.J.F., Wessler, S.R., Carroll, S.B., Doebley, J. (2010). Introduction to Genetic Analysis. W. H. Freeman and Co., U.S.A. 10th edition.


16/9/16

45

Semester-IV

Core Course VIII: Molecular Biology

THEORY (Credit :4)

Lectures: 60

Unit 1: Nucleic acids : Carriers of genetic information (4 lectures)

Historical perspective; DNA as the carrier of genetic information (Griffith's, Hershey & Chase, Avery, McLeod & McCarty, Fraenkel-Conrat's experiment).

Unit 2. The Structures of DNA and RNA / Genetic Material (10 lectures)

DNA Structure: Miescher to Watson and Crick- historic perspective, DNA structure, Salient features of double helix, Types of DNA, Types of genetic material, denaturation and renaturation, cot curves; Organization of DNA- Prokaryotes, Viruses, Eukaryotes. RNA Structure Organelle DNA -- mitochondria and chloroplast DNA. The Nucleosome Chromatin structure- Euchromatin, Heterochromatin- Constitutive and Facultative heterochromatin.

Unit 2: The replication of DNA (10 lectures)

Chemistry of DNA synthesis (Kornberg's discovery); General principles – bidirectional, semi- conservative and semi discontinuous replication, RNA priming; Various models of DNA replication, including rolling circle, θ (theta) mode of replication, replication of linear ds-DNA, replication of the 5' end of linear chromosome; Enzymes involved in DNA replication.

Unit 3: Central dogma and genetic code (2 lectures)


Key experiments establishing-The Central Dogma (Adaptor hypothesis and discovery of mRNA template), Genetic code (deciphering & salient features)

Unit 4: Transcription (18 lectures)

Transcription in prokaryotes and eukaryotes. Principles of transcriptional regulation; Prokaryotes: Regulation of lactose metabolism and tryptophan synthesis in *E.coli*. Eukaryotes: transcription factors, heat shock proteins, steroids and peptide hormones; Gene silencing.

Unit 5: Processing and modification of RNA (8 lectures)

Split genes-concept of introns and exons, removal of introns, spliceosome machinery, splicing pathways, group I and group II intron splicing, alternative splicing eukaryotic mRNA processing (5' cap, 3' polyA tail); Ribozymes; RNA editing and mRNA transport.



16/9/16

149

Unit 6: Translation

(8 lectures)


Ribosome structure and assembly, mRNA; Charging of t RNA, aminoacyl t RNA synthetases; Various steps in protein synthesis, proteins involved in initiation, elongation and termination of polypeptides; Fidelity of translation; Inhibitors of protein synthesis; Post-translational modifications of proteins.

Practical

1. Preparation of LB medium and raising *E.Coli*.
2. Isolation of genomic DNA from *E.Coli*.
3. DNA isolation from cauliflower head.
4. DNA estimation by diphenylamine reagent/UV Spectrophotometry.
5. Study of DNA replication mechanisms through photographs (Rolling circle, Theta replication and semi-discontinuous replication).
6. Study of structures of prokaryotic RNA polymerase and eukaryotic RNA polymerase II through photographs.
7. Photographs establishing nucleic acid as genetic material (Messelson and Stahl's, Avery et al, Griffith's, Hershey & Chase's and Fraenkel & Conrat's experiments)
8. Study of the following through photographs: Assembly of Spliceosome machinery; Splicing mechanism in group I & group II introns; Ribozyme and Alternative splicing.

Suggested Readings

1. Watson J.D., Baker, T.A., Bell, S.P., Gann, A., Levine, M., Losick, R. (2007). Molecular Biology of the Gene, Pearson Benjamin Cummings, CSHL Press, New York, U.S.A. 6th edition.
2. Snustad, D.P. and Simmons, M.J. (2010). Principles of Genetics. John Wiley and Sons Inc., U.S.A. 5th edition.
3. Klug, W.S., Cummings, M.R., Spencer, C.A. (2009). Concepts of Genetics. Benjamin Cummings. U.S.A. 9th edition.
4. Russell, P. J. (2010). i-Genetics- A Molecular Approach. Benjamin Cummings, U.S.A. 3rd edition.
5. Griffiths, A.J.F., Wessler, S.R., Carroll, S.B., Doebley, J. (2010). Introduction to Genetic Analysis. W. H. Freeman and Co., U.S.A. 10th edition.


10/9/16

43

Core Course IX: Plant Ecology and Phytogeography

(Credits: Theory-4, Practical-2)

THEORY

Lectures: 60

Unit 1: Introduction

(4 lectures)

Basic concepts; Levels of organization. Inter-relationships between the living world and the environment, the components and dynamism, homeostasis.

Unit 2: Soil

(8 lectures)

Importance; Origin; Formation; Composition; Physical; Chemical and Biological components; Soil profile; Role of climate in soil development.

Unit 3: Water

(4 lectures)

Importance: States of water in the environment; Atmospheric moisture; Precipitation types (rain, fog, snow, hail, dew); Hydrological Cycle; Water in soil; Watertable.

Unit 4: Light, temperature, wind and fire

(6 lectures)

Variations; adaptations of plants to their variation.

Unit 5: Biotic interactions

(2 lectures)

Trophic organization, basic source of energy, autotrophy, heterotrophy; symbiosis, commensalism, parasitism; food chains and webs; ecological pyramids; biomass, standing crop.

Unit 6: Population ecology

(4 lectures)

Characteristics and Dynamics .Ecological Speciation

Unit 7: Plant communities

(8 lectures)

Concept of ecological amplitude; Habitat and niche; Characters: analytical and synthetic; Ecotone and edge effect; Dynamics: succession – processes, types; climax concepts.

Unit 8: Ecosystems

(4 lectures)

Structure; Processes; Trophic organisation; Food chains and Food webs; Ecological pyramids.

Unit 9: Functional aspects of ecosystem


(8 lectures)

Principles and models of energy flow; Production and productivity; Ecological efficiencies; Biogeochemical cycles; Cycling of Carbon, Nitrogen and Phosphorus.

Unit 10: Phytogeography

(12 lectures)

Principles; Continental drift; Theory of tolerance; Endemism; Brief description of major terrestrial biomes (one each from tropical, temperate & tundra); Phytogeographical division of India; Local Vegetation.



16/9/16

Practical

1. Study of instruments used to measure microclimatic variables: Soil thermometer, maximum and minimum thermometer, anemometer, psychrometer/hygrometer, rain gauge and lux meter.
2. Determination of pH of various soil and water samples (pH meter, universal indicator/Lovibond comparator and pH paper)
3. Analysis for carbonates, chlorides, nitrates, sulphates, organic matter and base deficiency from two soil samples by rapid field tests.
4. Determination of organic matter of different soil samples by Walkley & Black rapid titration method.
5. Comparison of bulk density, porosity and rate of infiltration of water in soils of three habitats.
6. Determination of dissolved oxygen of water samples from polluted and unpolluted sources.
7. (a). Study of morphological adaptations of hydrophytes and xerophytes (four each).
(b). Study of biotic interactions of the following: Stem parasite (*Cuscuta*), Root parasite (*Orobanch*) Epiphytes, Predation (Insectivorous plants).
8. Determination of minimal quadrat size for the study of herbaceous vegetation in the college campus, by species area curve method (species to be listed).
9. Quantitative analysis of herbaceous vegetation in the college campus for frequency and comparison with Raunkiaer's frequency distribution law.
10. Quantitative analysis of herbaceous vegetation for density and abundance in the college campus.
11. Field visit to familiarise students with ecology of different sites.

Suggested Readings

1. Odum, E.P. (2005). Fundamentals of ecology. Cengage Learning India Pvt. Ltd., New Delhi. 5th edition.
2. Singh, J.S., Singh, S.P., Gupta, S. (2006). Ecology Environment and Resource Conservation. Anamaya Publications, New Delhi, India.
3. Sharma, P.D. (2010). Ecology and Environment. Rastogi Publications, Meerut, India. 8th edition.
4. Wilkinson, D.M. (2007). Fundamental Processes in Ecology: An Earth Systems Approach. Oxford University Press. U.S.A.
5. Kormondy, E.J. (1996). Concepts of ecology. PHI Learning Pvt. Ltd., Delhi, India. 4th edition.


16/9/16

(4)

Core Course X: Plant Systematics

(Credits: Theory-4, Practical-2)

THEORY

Lectures: 60

Unit 1: Significance of Plant systematics **(12 lectures)**

Introduction to systematics; Plant identification, Classification, Nomenclature. Evidences from palynology, cytology, phytochemistry and molecular data. Field inventory; Functions of Herbarium; Important herbaria and botanical gardens of the world and India; Virtual herbarium; E-flora; Documentation: Flora, Monographs, Journals; Keys: Single access and Multi-access.

Unit 2: Taxonomic hierarchy **(6 lectures)**

Concept of taxa (family, genus, species); Categories and taxonomic hierarchy; Species concept (taxonomic, biological, evolutionary).

Unit 3: Botanical nomenclature **(10 lectures)**

Principles and rules (ICN); Ranks and names; Typification, author citation, valid publication, rejection of names, principle of priority and its limitations; Names of hybrids.

Unit 4: Systems of classification **(12 lectures)**


Major contributions of Theophrastus, Bauhin, Tournefort, Linnaeus, Adanson, de Candolle, Bessey, Hutchinson, Takhtajan and Cronquist; Classification systems of Bentham and Hooker (upto series) and Engler and Prantl (upto series); Brief reference of Angiosperm Phylogeny Group (APG III) classification.

Unit 5: Biometrics, numerical taxonomy and cladistics **(10 lectures)**

Characters; Variations; OTUs, character weighting and coding; Cluster analysis; Phenograms, cladograms (definitions and differences).

Unit 6: Phylogeny of Angiosperms **(12 lectures)**

Terms and concepts (primitive and advanced, homology and analogy, parallelism and convergence, monophyly, Paraphyly, polyphyly and clades). Origin and evolution of angiosperms; Co-evolution of angiosperms and animals; Methods of illustrating evolutionary relationship (phylogenetic tree, cladogram).


16/9/16

Practical


1. Study of vegetative and floral characters of the following families (Description, V.S. flower, section of ovary, floral diagram/s, floral formula/e and systematic position according to Bentham & Hooker's system of classification):

Ranunculaceae	-	<i>Ranunculus, Delphinium</i>
Brassicaceae	-	<i>Brassica, Alyssum(Labularia) / Iberis</i>
Myrtaceae	-	<i>Eucalyptus, Callistemon</i>
Umbelliferae	-	<i>Coriandrum /Anethum / Foeniculum</i>
Acanthaceae	-	<i>Adhatoda/Asteracantha/Andrographis</i>
Asteraceae	-	<i>Sonchus/Launaea, Vernonia/Ageratum, Eclipta/Tridax</i>
Solanaceae	-	<i>Solanum nigrum/Withania</i>
Lamiaceae	-	<i>Salvia/Ocimum</i>
Euphorbiaceae	-	<i>Euphorbia hirta/E.milii, Jatropha</i>
Liliaceae	-	<i>Asphodelus/Lilium/Allium</i>
Poaceae	-	<i>Triticum/Hordeum/Avena</i>

2. Field visit (local) – Subject to grant of funds from the university.
3. Mounting of a properly dried and pressed specimen of any wild plant with herbarium label (to be submitted in the record book).

Suggested Readings

1. Singh, (2012). *Plant Systematics: Theory and Practice* Oxford & IBH Pvt. Ltd., New Delhi. 3rd edition.
2. Jeffrey, C. (1982). *An Introduction to Plant Taxonomy*. Cambridge University Press, Cambridge.
3. Judd, W.S., Campbell, C.S., Kellogg, E.A., Stevens, P.F. (2002). *Plant Systematics-A Phylogenetic Approach*. Sinauer Associates Inc., U.S.A. 2nd edition.
4. Maheshwari, J.K. (1963). *Flora of Delhi*. CSIR, New Delhi.
5. Radford, A.E. (1986). *Fundamentals of Plant Systematics*. Harper and Row, New York.



Semester-V

Core Course XI: Reproductive Biology of Angiosperms
(Credits: Theory-4, Practical-2)

THEORY
Lectures: 60

Unit 1: Introduction (4 lectures)
History (contributions of G.B. Amici, W. Hofmeister, E. Strasburger, S.G. Nawaschin, P. Maheshwari, B.M. Johri, W.A. Jensen, J. Heslop-Harrison) and scope.


Unit 2: Reproductive development (6 lectures)
Induction of flowering; flower as a modified determinate shoot. Flower development: genetic and molecular aspects.

Unit 3: Anther and pollen biology (10 lectures)
Anther wall: Structure and functions, microsporogenesis, callose deposition and its significance. Microgametogenesis; Pollen wall structure, MGU (male germ unit) structure, NPC system; Palynology and scope (a brief account); Pollen wall proteins; Pollen viability, storage and germination; Abnormal features: Pseudomonads, polyads, massulae, pollinia.

Unit 4: Ovule (10 lectures)
Structure; Types; Special structures—endothelium, obturator, aril, caruncle and hypostase; Female gametophyte— megasporogenesis (monosporic, bisporic and tetrasporic) and megagametogenesis (details of *Polygonum* type); Organization and ultrastructure of mature embryo sac.

Unit 4: Pollination and fertilization (6 lectures)
Pollination types and significance; adaptations; structure of stigma and style; path of pollen tube in pistil; double fertilization.

Unit 5: Self incompatibility (10 lectures)
Basic concepts (interspecific, intraspecific, homomorphic, heteromorphic, GSI and SSI); Methods to overcome self- incompatibility: mixed pollination, bud pollination, stub pollination; Intra-ovarian and *in vitro* pollination; Modification of stigma surface, parasexual hybridization; Cybrids, *in vitro* fertilization.


16/9/16

128

Unit 6: Embryo, Endosperm and Seed

(10 lectures)

Structure and types; General pattern of development of dicot and monocot embryo and endosperm; Suspensor: structure and functions; Embryo-endosperm relationship; Nutrition of embryo; Unusual features; Embryo development in *Paeonia*. Seed structure, importance and dispersal mechanisms

Units 7: Polyembryony and apomixis

(6 lectures)

Introduction; Classification; Causes and applications.

Practical

1. Anther: Wall and its ontogeny; Tapetum (amoeboid and glandular); MMC, spore tetrads, uninucleate, bicelled and dehiscent anther stages through slides/micrographs, male germ unit (MGU) through photographs and schematic representation.
2. Pollen grains: Fresh and acetolyzed showing ornamentation and aperture, pseudomonads, polyads, pollinia (slides/photographs, fresh material), ultrastructure of pollen wall (micrograph); Pollen viability: Tetrazolium test, germination: Calculation of percentage germination in different media using hanging drop method.
3. Ovule: Types-anatropous, orthotropous, amphitropous/campylotropous, circinotropous, unitegmic, bitegmic; Tenuinucellate and crassinucellate; Special structures: Endothelium, obturator, hypostase, caruncle and aril (permanent slides/specimens/photographs).
4. Female gametophyte through permanent slides/ photographs: Types, ultrastructure of mature egg apparatus.
5. Intra-ovarian pollination; Test tube pollination through photographs.
6. Endosperm: Dissections of developing seeds for endosperm with free-nuclear haustoria.
7. Embryogenesis: Study of development of dicot embryo through permanent slides; dissection of seeds for embryos at various developmental stages; Study of suspensor through electron micrographs.

Suggested Readings

1. Bhojwani, S.S. and Bhatnagar, S.P. (2011). The Embryology of Angiosperms, Vikas Publishing House. Delhi. 5th edition.
2. Shivanna, K.R. (2003). Pollen Biology and Biotechnology. Oxford and IBH Publishing Co. Pvt. Ltd. Delhi.
3. Raghavan, V. (2000). Developmental Biology of Flowering plants, Springer, Netherlands.
4. Johri, B.M. (1984). Embryology of Angiosperms, Springer-Verlag, Netherlands.


16/9/16

(31)

Core Course XII: Plant Physiology

(Credits: Theory-4, Practical-2)

THEORY

Lectures: 60

Unit 1: Plant-water relations **(10 lectures)**

Water Potential and its components, water absorption by roots, aquaporins, pathway of water movement, symplast, apoplast, transmembrane pathways, root pressure, guttation. Ascent of sap-cohesion-tension theory. Transpiration and factors affecting transpiration, antitranspirants, mechanism of stomatal movement.

Unit 2: Mineral nutrition **(8 lectures)**

Essential and beneficial elements, macro and micronutrients, methods of study and use of nutrient solutions, criteria for essentiality, mineral deficiency symptoms, roles of essential elements, chelating agents.

Unit 3: Nutrient Uptake **(8 lectures)**

Soil as a nutrient reservoir, transport of ions across cell membrane, passive absorption, electrochemical gradient, facilitated diffusion, active absorption, role of ATP, carrier systems, proton ATPase pump and ion flux, uniport, co-transport, symport, antiport.

Unit 4: Translocation in the phloem **(8 lectures)**

Experimental evidence in support of phloem as the site of sugar translocation. Pressure-Flow Model; Phloem loading and unloading; Source-sink relationship.

Unit 5: Plant growth regulators **(14 lectures)**


Discovery, chemical nature (basic structure), bioassay and physiological roles of Auxin, Gibberellins, Cytokinin, Abscissic acid, Ethylene, Brassinosteroids and Jasmonic acid.

Unit 6: Physiology of flowering **(6 lectures)**

Photoperiodism, flowering stimulus, florigen concept, vernalization, seed dormancy.

Unit 7: Phytochrome, cryptochromes and phototropins **(6 lectures)**

Discovery, chemical nature, role in photomorphogenesis, low energy responses (LER) and high irradiance responses (HIR), mode of action.


16/9/16

Practical


1. Determination of osmotic potential of plant cell sap by plasmolytic method.
2. Determination of water potential of given tissue (potato tuber) by weight method.
3. Study of the effect of wind velocity and light on the rate of transpiration in excised twig/leaf.
4. Calculation of stomatal index and stomatal frequency from the two surfaces of leaves of a mesophyte and xerophyte.
5. To calculate the area of an open stoma and percentage of leaf area open through stomata in a mesophyte and xerophyte (both surfaces).
6. To study the phenomenon of seed germination (effect of light).
7. To study the effect of different concentrations of IAA on *Avena* coleoptile elongation (IAA Bioassay).
8. To study the induction of amylase activity in germinating barley grains.

Demonstration experiments

1. To demonstrate suction due to transpiration.
2. Fruit ripening/Rooting from cuttings (Demonstration).
3. Bolting experiment/*Avena* coleptile bioassay (demonstration).

Suggested Readings

1. Hopkins, W.G. and Huner, A. (2008). Introduction to Plant Physiology. John Wiley and Sons. U.S.A. 4th edition.
2. Taiz, L., Zeiger, E., Møller, I.M. and Murphy, A. (2015). Plant Physiology and Development. Sinauer Associates Inc. USA. 6th edition.
3. Bajracharya D. (1999). Experiments in Plant Physiology-A Laboratory Manual. Narosa Publishing House, New Delhi.


16/9/16

35

Semester-VI

Core Course XIII: Plant Metabolism (Credits: Theory-4, Practical-2)

THEORY

Lectures: 60

Unit 1: Concept of metabolism

(6 lectures)

Introduction, anabolic and catabolic pathways, regulation of metabolism, role of regulatory enzymes (allosteric, covalent modulation and Isozymes).

Unit 2: Carbon assimilation

(14 lectures)

Historical background, photosynthetic pigments, role of photosynthetic pigments (chlorophylls and accessory pigments), antenna molecules and reaction centres, photochemical reactions, photosynthetic electron transport, PSI, PSII, Q cycle, CO₂ reduction, photorespiration, C₄ pathways; Crassulacean acid metabolism; Factors affecting CO₂ reduction.

Unit 3: Carbohydrate metabolism

(2 lectures)

Synthesis and catabolism of sucrose and starch.

Unit 4: Carbon Oxidation

(10 lectures)

Glycolysis, fate of pyruvate, regulation of glycolysis, oxidative pentose phosphate pathway, oxidative decarboxylation of pyruvate, regulation of PDH, NADH shuttle; TCA cycle, amphibolic role, anaplerotic reactions, regulation of the cycle, mitochondrial electron transport, oxidative phosphorylation, cyanide-resistant respiration, factors affecting respiration.

Unit 5: ATP-Synthesis


(8 lectures)

Mechanism of ATP synthesis, substrate level phosphorylation, chemiosmotic mechanism (oxidative and photophosphorylation), ATP synthase, Boyers conformational model, Racker's experiment, Jagendorf's experiment; role of uncouplers.

Unit 6: Lipid metabolism

(8 lectures)

Synthesis and breakdown of triglycerides, β -oxidation, glyoxylate cycle, gluconeogenesis and its role in mobilisation of lipids during seed germination, α oxidation.


16/9/16

Unit 7: Nitrogen metabolism**(8 lectures)**

Nitrate assimilation, biological nitrogen fixation (examples of legumes and non-legumes);
Physiology and biochemistry of nitrogen fixation; Ammonia assimilation and transamination.

Unit 8: Mechanisms of signal transduction**(4 lectures)**


Receptor-ligand interactions; Second messenger concept, Calcium calmodulin, MAP kinase cascade.

Practical

1. Chemical separation of photosynthetic pigments.
2. Experimental demonstration of Hill's reaction.
3. To study the effect of light intensity on the rate of photosynthesis.
4. Effect of carbon dioxide on the rate of photosynthesis.
5. To compare the rate of respiration in different parts of a plant.
6. To demonstrate activity of Nitrate reductase in germinating leaves of different plant sources.
7. To study the activity of lipases in germinating oilseeds and demonstrate mobilization of lipids during germination.
8. Demonstration of fluorescence by isolated chlorophyll pigments.
9. Demonstration of absorption spectrum of photosynthetic pigments.

Suggested Readings

1. Hopkins, W.G. and Huner, A. (2008). Introduction to Plant Physiology. John Wiley and Sons. U.S.A. 4th edition.
2. Taiz, L., Zeiger, E., Møller, I.M. and Murphy, A (2015). Plant Physiology and Development. Sinauer Associates Inc. USA. 6th edition.
3. Harborne, J.B. (1973). Phytochemical Methods. John Wiley & Sons. New York.


16/9/16

Core Course XIV: Plant Biotechnology

(Credits: Theory-4, Practical-2)

THEORY

Lectures: 60

- (16 lectures)**
- Unit 1: Plant Tissue Culture**
 Historical perspective; Composition of media; Nutrient and hormone requirements (role of vitamins and hormones); Totipotency; Organogenesis; Embryogenesis (somatic and zygotic); Protoplast isolation, culture and fusion; Tissue culture applications (micropropagation, androgenesis, virus elimination, secondary metabolite production, haploids, triploids and hybrids; Cryopreservation; Germplasm Conservation).
- (12 lectures)**
- Unit 2: Recombinant DNA technology**
 Restriction Endonucleases (History, Types I-IV, biological role and application); Restriction Mapping (Linear and Circular); Cloning Vectors: Prokaryotic (pUC 18 and pUC19, pBR322, Ti plasmid, BAC); Lambda phage, M13 phagemid, Cosmid, Shuttle vector; Eukaryotic Vectors (YAC).
- (10 lectures)**
- Unit 3: Gene Cloning**
 Recombinant DNA, Bacterial Transformation and selection of recombinant clones, PCR- mediated gene cloning; Gene Construct; construction of genomic and cDNA libraries, screening DNA libraries to obtain gene of interest by genetic selection; complementation, colony hybridization; PCR
- (8 lectures)**
- Unit 4: Methods of gene transfer**
Agrobacterium-mediated, Direct gene transfer by Electroporation, Microinjection, Microprojectile bombardment; Selection of transgenics– selectable marker and reporter genes (Luciferase, GUS, GFP).
- (14 lectures)**
- Unit 5: Applications of Biotechnology**
 Pest resistant (Bt-cotton); herbicide resistant plants (RoundUp Ready soybean); Transgenic crops with improved quality traits (Flavr Savr tomato, Golden rice); Improved horticultural varieties (Moondust carnations); Role of transgenics in bioremediation (Superbug); edible vaccines; Industrial enzymes (Aspergillase, Protease, Lipase); Genetically Engineered Products–Human Growth Hormone; Humulin; Biosafety concerns.


[Signature]
 16/9/16

Practical

1. (a) Preparation of MS medium.
(b) Demonstration of *in vitro* sterilization and inoculation methods using leaf and nodal explants of tobacco, *Datura*, *Brassica* etc.
2. Study of anther, embryo and endosperm culture, micropropagation, somatic embryogenesis & artificial seeds through photographs.
3. Isolation of protoplasts.
4. Construction of restriction map of circular and linear DNA from the data provided.
5. Study of methods of gene transfer through photographs: *Agrobacterium*-mediated, direct gene transfer by electroporation, microinjection, microprojectile bombardment.
6. Study of steps of genetic engineering for production of Bt cotton, Golden rice, Flavr Savr tomato through photographs.
7. Isolation of plasmid DNA.
8. Restriction digestion and gel electrophoresis of plasmid DNA.

Suggested Readings

1. Bhojwani, S.S. and Razdan, M.K., (1996). Plant Tissue Culture: Theory and Practice. Elsevier Science Amsterdam. The Netherlands.
2. Glick, B.R., Pasternak, J.J. (2003). Molecular Biotechnology- Principles and Applications of recombinant DNA. ASM Press, Washington.
3. Bhojwani, S.S. and Bhatnagar, S.P. (2011). The Embryology of Angiosperms. Vikas Publication House Pvt. Ltd., New Delhi. 5th edition.
4. Snustad, D.P. and Simmons, M.J. (2010). Principles of Genetics. John Wiley and Sons, U.K. 5th edition.
5. Stewart, C.N. Jr. (2008). Plant Biotechnology & Genetics: Principles, Techniques and Applications. John Wiley & Sons Inc. U.S.A.



16/9/16

(2)

Discipline Specific Elective
Plant Breeding
(Credits: Theory-4, Practical-2)

THEORY
Lectures: 60

Unit 1: Plant Breeding **(10 lectures)**

Introduction and objectives. Breeding systems: modes of reproduction in crop plants. Important achievements and undesirable consequences of plant breeding.

Unit 2: Methods of crop improvement **(20 lectures)**

Introduction: Centres of origin and domestication of crop plants, plant genetic resources; Acclimatization; Selection methods: For self pollinated, cross pollinated and vegetatively propagated plants; Hybridization: For self, cross and vegetatively propagated plants – Procedure, advantages and limitations.

Unit 3: Quantitative inheritance **(10 lectures)**

Concept, mechanism, examples of inheritance of Kernel colour in wheat, Skin colour in human beings. Monogenic vs polygenic Inheritance.

Unit 4: Inbreeding depression and heterosis **(10 lectures)**

History, genetic basis of inbreeding depression and heterosis; Applications.

Unit 5: Crop improvement and breeding **(10 lectures)**

Role of mutations; Polyploidy; Distant hybridization and role of biotechnology in crop improvement.

Practical

Practical related to theory (to be decided later)

Suggested Readings

1. Singh, B.D. (2005). Plant Breeding: Principles and Methods. Kalyani Publishers. 7th edition.
2. Chaudhari, H.K. (1984). Elementary Principles of Plant Breeding. Oxford – IBH. 2nd edition.
3. Acquaah, G. (2007). Principles of Plant Genetics & Breeding. Blackwell Publishing.


16/9/16


27

Discipline Specific Elective
Natural Resource Management

(Credits: Theory-4, Practical-2)

THEORY
Lectures: 60

- Unit 1: Natural resources** (2 lectures)
Definition and types.
- Unit 2: Sustainable utilization** (8 lectures)
Concept, approaches (economic, ecological and socio-cultural).
- Unit 3: Land** (8 lectures)
Utilization (agricultural, pastoral, horticultural, silvicultural); Soil degradation and management.
- Unit 4: Water** (8 lectures)
Fresh water (rivers, lakes, groundwater, aquifers, watershed); Marine; Estuarine; Wetlands; Threats and management strategies.
- Unit 5: Biological Resources** (12 lectures)
Biodiversity-definition and types; Significance; Threats; Management strategies; Bio-prospecting; IPR; CBD; National Biodiversity Action Plan).
- Unit 6: Forests** (6 lectures)
Definition, Cover and its significance (with special reference to India); Major and minor forest products; Depletion; Management.
- Unit 7: Energy** (6 lectures)
Renewable and non-renewable sources of energy
- Unit 8: Contemporary practices in resource management** (8 lectures)
EIA, GIS, Participatory Resource Appraisal, Ecological Footprint with emphasis on carbon footprint, Resource Accounting; Waste management.
- Unit 9: National and international efforts in resource management and conservation** (4 lectures)


16/9/16


129

Practical

1. Estimation of solid waste generated by a domestic system (biodegradable and non-biodegradable) and its impact on land degradation.
2. Collection of data on forest cover of specific area.
3. Measurement of dominance of woody species by DBH (diameter at breast height) method.
4. Calculation and analysis of ecological footprint.
5. Ecological modeling.

Suggested Readings

1. Vasudevan, N. (2006). Essentials of Environmental Science. Narosa Publishing House, New Delhi.
2. Singh, J. S., Singh, S.P. and Gupta, S. (2006). Ecology, Environment and Resource Conservation. Anamaya Publications, New Delhi.
3. Rogers, P.P., Jalal, K.F. and Boyd, J.A. (2008). An Introduction to Sustainable Development. Prentice Hall of India Private Limited, New Delhi.


16/9/16

Discipline Specific Elective
Horticultural Practices and Post-Harvest
Technology (Credits: Theory-4, Practical-2)

THEORY
Lectures: 60

Unit 1: Introduction (4 lectures)

Scope and importance, Branches of horticulture; Role in rural economy and employment generation; Importance in food and nutritional security; Urban horticulture and ecotourism.

Unit 2: Ornamental plants (4 lectures)

Types, classification (annuals, perennials, climbers and trees); Identification and salient features of some ornamental plants [rose, marigold, gladiolus, carnations, orchids, poppies, gerberas, tuberose, sages, cacti and succulents (opuntia, agave and spurges)] Ornamental flowering trees (Indian laburnum, gulmohar, Jacaranda, Lagerstroemia, fishtail and areca palms, semul, coral tree).

Unit 3: Fruit and vegetable crops (4 lectures)


Production, origin and distribution; Description of plants and their economic products; Management and marketing of vegetable and fruit crops; Identification of some fruits and vegetable varieties (citrus, banana, mango, chillies and cucurbits).

Unit 4: Horticultural techniques (8 lectures)

Application of manure, fertilizers, nutrients and PGRs; Weed control; Biofertilizers, biopesticides; Irrigation methods (drip irrigation, surface irrigation, furrow and border irrigation); Hydroponics; Propagation Methods: asexual (grafting, cutting, layering, budding), sexual (seed propagation), Scope and limitations.

Unit 5: Landscaping and garden design (6 lectures)

Planning and layout (parks and avenues); gardening traditions - Ancient Indian, European, Mughal and Japanese Gardens; Urban forestry; policies and practices.


16/9/16

Unit 6: Floriculture**(6 lectures)**

Cut flowers, bonsai, commerce (market demand and supply); Importance of flower shows and exhibitions.

Unit 7: Post-harvest technology**(10 lectures)**

Importance of post harvest technology in horticultural crops; Evaluation of quality traits; Harvesting and handling of fruits, vegetables and cut flowers; Principles, methods of preservation and processing; Methods of minimizing losses during storage and transportation; Food irradiation - advantages and disadvantages; food safety.

Unit 8: Disease control and management**(8 lectures)**

Field and post-harvest diseases; Identification of deficiency symptoms; remedial measures and nutritional management practices; Crop sanitation; IPM strategies (genetic, biological and chemical methods for pest control); Quarantine practices; Identification of common diseases and pests of ornamentals, fruits and vegetable crops.

Unit 9: Horticultural crops - conservation and management**(10 lectures)**


Documentation and conservation of germplasm; Role of micropropagation and tissue culture techniques; Varieties and cultivars of various horticultural crops; IPR issues; National, international and professional societies and sources of information on horticulture.

Unit 10: Field trip

Field visits to gardens, standing crop sites, nurseries, vegetable gardens and horticultural fields at IARI or other suitable locations.

Suggested Readings

1. Singh, D. & Manivannan, S. (2009). Genetic Resources of Horticultural Crops. Ridhi International, Delhi, India.
2. Swaminathan, M.S. and Kochhar, S.L. (2007). Groves of Beauty and Plenty: An Atlas of Major Flowering Trees in India. Macmillan Publishers, India.
3. NIIR Board (2005). Cultivation of Fruits, Vegetables and Floriculture. National Institute of Industrial Research Board, Delhi.
4. Kader, A.A. (2002). Post-Harvest Technology of Horticultural Crops. UCANR Publications, USA.
5. Capon, B. (2010). Botany for Gardeners. 3rd Edition. Timber Press, Portland, Oregon.



26

Discipline Specific Elective

Biostatistics

(Credits: Theory-4, Practical-2)

THEORY

Lectures: 60

Unit 1: Biostatistics

(12 lectures)

Definition - statistical methods - basic principles. Variables - measurements, functions, limitations and uses of statistics.

Unit 2: Collection of data primary and secondary

(12 lectures)

Types and methods of data collection procedures - merits and demerits. Classification - tabulation and presentation of data - sampling methods.

Unit 3: Measures of central tendency

(14 lectures)

Mean, median, mode, geometric mean - merits & demerits. Measures of dispersion - range, standard deviation, mean deviation, quartile deviation - merits and demerits; Co-efficient of variations.

Unit 4: Correlation

(12 lectures)

Types and methods of correlation, regression, simple regression equation, fitting prediction, similarities and dissimilarities of correlation and regression

Unit 5: Statistical inference

(10 lectures)


Hypothesis - simple hypothesis - student 't' test - chi square test.

Practical

- 1) Calculation of mean, standard deviation and standard error
- 2) Calculation of correlation coefficient values and finding out the probability
- 3) Calculation of 'F' value and finding out the probability value for the F value.


Suggested Readings

1. Biostatistic, Danniel, W.W., 1987. New York, John Wiley Sons.
2. An introduction to Biostatistics, 3rd edition, Sundarrao, P.S.S and Richards, J. Christian Medical College, Vellore
3. Statistical Analysis of epidemiological data, Selvin, S., 1991. New York University Press.
4. Statistics for Biology, Boston, Bishop, O.N. Houghton, Mifflin.
5. The Principles of scientific research, Freedman, P. New York, Pergamon Press.


16/9/16


95

6. Statistics for Biologists, Campbell, R.C., 1998. Cambridge University Press.


16/9/16

24

Generic Elective Courses


16/9/16

Generic Elective Biodiversity (Microbes, Algae, Fungi and Archegoniate)

(Credits: Theory-4, Practical-2)

THEORY

Lectures: 60

Unit 1: Microbes (10 lectures)

Viruses – Discovery, general structure, replication (general account), DNA virus (T-phage); Lytic and lysogenic cycle, RNA virus (TMV); Economic importance; Bacteria – Discovery, General characteristics and cell structure; Reproduction – vegetative, asexual and recombination (conjugation, transformation and transduction); Economic importance.

Unit 2: Algae (12 lectures)

General characteristics; Ecology and distribution; Range of thallus organization and reproduction; Classification of algae; Morphology and life-cycles of the following: *Nostoc*, *Chlamydomonas*, *Oedogonium*, *Vaucheria*, *Fucus*, *Polysiphonia*. Economic importance of algae.

Unit 3: Fungi (12 lectures)

Introduction- General characteristics, ecology and significance, range of thallus organization, cell wall composition, nutrition, reproduction and classification; True Fungi- General characteristics, ecology and significance, life cycle of *Rhizopus* (Zygomycota) *Penicillium*, *Alternaria* (Ascomycota), *Puccinia*, *Agaricus* (Basidiomycota); Symbiotic Associations-Lichens: General account, reproduction and significance; Mycorrhiza: ectomycorrhiza and endomycorrhiza and their significance

Unit 4: Introduction to Archegoniate (2 lectures)


Unifying features of archegoniates, Transition to land habit, Alternation of generations.

Unit 5: Bryophytes (10 lectures)

General characteristics, adaptations to land habit, Classification, Range of thallus organization. Classification (up to family), morphology, anatomy and reproduction of *Marchantia* and *Funaria*. (Developmental details not to be included). Ecology and economic importance of bryophytes with special mention of *Sphagnum*.

Unit 6: Pteridophytes (8 lectures)

General characteristics, classification. Early land plants (*Cooksonia* and *Rhynia*). Classification (up to family), morphology, anatomy and reproduction of *Selaginella*, *Equisetum* and *Pteris*. (Developmental details not to be included). Heterospory and seed habit, stellar evolution. Ecological and economical importance of Pteridophytes.


16/9/16

Unit 4: Gymnosperms

(6 lectures)

General characteristics; Classification (up to family), morphology, anatomy and reproduction of *Cycas* and *Pinus* (Developmental details not to be included). Ecological and economical importance.

Practical

5. EMs/Models of viruses – T-Phage and TMV, Line drawing/Photograph of Lytic and Lysogenic Cycle.
6. Types of Bacteria from temporary/permanent slides/photographs; EM bacterium; Binary Fission; Conjugation; Structure of root nodule.
7. Gram staining
8. Study of vegetative and reproductive structures of *Nostoc*, *Chlamydomonas* (electron micrographs), *Oedogonium*, *Vaucheria*, *Fucus** and *Polysiphonia* through temporary preparations and permanent slides. (* *Fucus* - Specimen and permanent slides)
9. *Rhizopus* and *Penicillium*: Asexual stage from temporary mounts and sexual structures through permanent slides.
10. *Alternaria*: Specimens/photographs and tease mounts.
11. *Puccinia*: Herbarium specimens of Black Stem Rust of Wheat and infected Barberry leaves; section/tease mounts of spores on Wheat and permanent slides of both the hosts.
12. *Agaricus*: Specimens of button stage and full grown mushroom; Sectioning of gills of *Agaricus*.
13. Lichens: Study of growth forms of lichens (crustose, foliose and fruticose)
14. Mycorrhiza: ecto mycorrhiza and endo mycorrhiza (Photographs)
15. *Marchantia*- morphology of thallus, w.m. rhizoids and scales, v.s. thallus through gemma cup, w.m. gemmae (all temporary slides), v.s. antheridiophore, archegoniophore, l.s. sporophyte (all permanent slides).
16. *Funaria*- morphology, w.m. leaf, rhizoids, operculum, peristome, annulus, spores (temporary slides); permanent slides showing antheridial and archegonial heads, l.s. capsule and protonema.
17. *Selaginella*- morphology, w.m. leaf with ligule, t.s. stem, w.m. strobilus, w.m. microsporophyll and megasporophyll (temporary slides), l.s. strobilus (permanent slide).
18. *Equisetum*- morphology, t.s. internode, l.s. strobilus, t.s. strobilus, w.m. sporangiophore, w.m. spores (wet and dry) (temporary slides); t.s. rhizome (permanent slide).
19. *Pteris*- morphology, t.s. rachis, v.s. sporophyll, w.m. sporangium, w.m. spores (temporary slides), t.s. rhizome, w.m. prothallus with sex organs and young sporophyte (permanent slide)




16/9/16

20. *Cycas*- morphology (coralloid roots, bulbil, leaf), t.s. coralloid root, t.s. rachis, v.s. leaflet, v.s. microsporophyll, w.m. spores (temporary slides), l.s. ovule, t.s. root (permanent slide).
21. *Pinus*- morphology (long and dwarf shoots, w.m. dwarf shoot, male and female), w.m. dwarf shoot, t.s. needle, t.s. stem, , l.s./t.s. male cone, w.m. microsporophyll, w.m. microspores (temporary slides), l.s. female cone, t.l.s. & r.l.s. stem (permanent slide).

Suggested Readings

1. Kumar, H.D. (1999). Introductory Phycology. Affiliated East-West. Press Pvt. Ltd. Delhi.
2nd edition.
2. Tortora, G.J., Funke, B.R., Case, C.L. (2010). Microbiology: An Introduction, Pearson Benjamin Cummings, U.S.A. 10th edition.
3. Sethi, I.K. and Walia, S.K. (2011). Text book of Fungi & Their Allies, MacMillan Publishers Pvt. Ltd., Delhi.
4. Alexopoulos, C.J., Mims, C.W., Blackwell, M. (1996). Introductory Mycology, John Wiley and Sons (Asia),
Singapore. 4th edition.
5. Raven, P.H., Johnson, G.B., Losos, J.B., Singer, S.R., (2005). Biology. Tata McGraw Hill, Delhi, India.
6. Vashishta, P.C., Sinha, A.K., Kumar, A., (2010). Pteridophyta, S. Chand. Delhi, India.
7. Bhatnagar, S.P. and Moitra, A. (1996). Gymnosperms. New Age International (P) Ltd Publishers, New Delhi, India.
8. Parihar, N.S. (1991). An introduction to Embryophyta. Vol. I. Bryophyta. Central Book Depot, Allahabad.



16/9/16

22

Generic Elective
Plant Ecology and Taxonomy

(Credits: Theory-4, Practical-2)

THEORY
Lectures: 60

- Unit 1: Introduction** (2 lectures)
- Unit 2: Ecological factors** (10 lectures)
Soil: Origin, formation, composition, soil profile. Water: States of water in the environment, precipitation types. Light and temperature: Variation Optimal and limiting factors; Shelford law of tolerance. Adaptation of hydrophytes and xerophytes
- Unit 3: Plant communities** (6 lectures)
Characters; Ecotone and edge effect; Succession; Processes and types
- Unit 4: Ecosystem** (8 lectures)
Structure; energy flow trophic organisation; Food chains and food webs, Ecological pyramids production and productivity; Biogeochemical cycling; Cycling of carbon, nitrogen and Phosphorous
- Unit 5: Phytogeography** (4 lectures)
Principle biogeographical zones; Endemism
- Unit 6 Introduction to plant taxonomy** (2 lectures)
Identification, Classification, Nomenclature.
- Unit 7 Identification** (4 lectures)
Functions of Herbarium, important herbaria and botanical gardens of the world and India; Documentation: Flora, Keys: single access and multi-access
- Unit 8 Taxonomic evidences from palynology, cytology, phytochemistry and molecular data.** (6 lectures)
- Unit 9 Taxonomic hierarchy** (2 lectures)
Ranks, categories and taxonomic groups
- Unit 10 Botanical nomenclature** (6 lectures)
Principles and rules (ICN); ranks and names; binominal system, typification, author citation, valid publication, rejection of names, principle of priority and its limitations.


6/9/16

Unit 11 Classification

(6 lectures)

Types of classification-artificial, natural and phylogenetic. Bentham and Hooker (upto series), Engler and Prantl (upto series).

Unit 12 Biometrics, numerical taxonomy and cladistics

(4 lectures)


Characters; variations; OTUs, character weighting and coding; cluster analysis; phenograms, cladograms (definitions and differences).

Practical

1. Study of instruments used to measure microclimatic variables: Soil thermometer, maximum and minimum thermometer, anemometer, psychrometer/hygrometer, rain gauge and lux meter.
2. Determination of pH, and analysis of two soil samples for carbonates, chlorides, nitrates, sulphates, organic matter and base deficiency by rapid field test.
3. Comparison of bulk density, porosity and rate of infiltration of water in soil of three habitats.
4. (a) Study of morphological adaptations of hydrophytes and xerophytes (four each).
(b) Study of biotic interactions of the following: Stem parasite (*Cuscuta*), Root parasite (*Orobancha*), Epiphytes, Predation (Insectivorous plants)
5. Determination of minimal quadrat size for the study of herbaceous vegetation in the college campus by species area curve method. (species to be listed)
6. Quantitative analysis of herbaceous vegetation in the college campus for frequency and comparison with Raunkiaer's frequency distribution law
7. Study of vegetative and floral characters of the following families (Description, V.S. flower, section of ovary, floral diagram/s, floral formula/e and systematic position according to Bentham & Hooker's system of classification): Brassicaceae - *Brassica*, *Alyssum* / *Iberis*; Asteraceae - *Sonchus* / *Launaea*, *Vernonia* / *Ageratum*, *Eclipta* / *Tridax*; Solanaceae - *Solanum nigrum*, *Withania*; Lamiaceae - *Salvia*, *Ocimum*; Liliaceae - *Asphodelus* / *Lilium* / *Allium*.
8. Mounting of a properly dried and pressed specimen of any wild plant with herbarium label (to be submitted in the record book).

Suggested Readings

1. Kormondy, E.J. (1996). Concepts of Ecology. Prentice Hall, U.S.A. 4th edition.
2. Sharma, P.D. (2010) Ecology and Environment. Rastogi Publications, Meerut, India. 8th edition.
3. Simpson, M.G. (2006). *Plant Systematics*. Elsevier Academic Press, San Diego, CA, U.S.A.
4. Singh, G_{rd} (2012). *Plant Systematics: Theory and Practice*. Oxford & IBH Pvt. Ltd., New Delhi. 3rd edition.




**Generic Elective
Plant Anatomy and Embryology**

(Credits: Theory-4, Practical-2)

**THEORY
Lectures: 60**

- | | |
|--|---------------------|
| Unit 1: Meristematic and permanent tissues
Root and shoot apical meristems; Simple and complex tissues | (8 lectures) |
| Unit 2: Organs
Structure of dicot and monocot root stem and leaf. | (4 lectures) |
| Unit 3: Secondary Growth
Vascular cambium – structure and function, seasonal activity. Secondary growth in root and stem, Wood (heartwood and sapwood) | (8 lectures) |
| Unit 4: Adaptive and protective systems
Epidermis, cuticle, stomata; General account of adaptations in xerophytes and hydrophytes. | (8 lectures) |
| Unit 5: Structural organization of flower
Structure of anther and pollen; Structure and types of ovules; Types of embryo sacs, organization and ultrastructure of mature embryo sac. | (8 lectures) |
| Unit 6: Pollination and fertilization
Pollination mechanisms and adaptations; Double fertilization; Seed-structure appendages and dispersal mechanisms. | (8 lectures) |
| Unit 7: Embryo and endosperm
Endosperm types, structure and functions; Dicot and monocot embryo; Embryo-endosperm relationship | (8 lectures) |
| Unit 8: Apomixis and polyembryony
Definition, types and Practical applications | (8 lectures) |


16/9/16

Practical

1. Study of meristems through permanent slides and photographs.
2. Tissues (parenchyma, collenchyma and sclerenchyma); Macerated xylary elements, Phloem (Permanent slides, photographs)
3. Stem: Monocot: *Zea mays*; Dicot: *Helianthus*; Secondary: *Helianthus* (only Permanent slides).
4. Root: Monocot: *Zea mays*; Dicot: *Helianthus*; Secondary: *Helianthus* (only Permanent slides).
5. Leaf: Dicot and Monocot leaf (only Permanent slides).
6. Adaptive anatomy: Xerophyte (*Nerium* leaf); Hydrophyte (*Hydrilla* stem).
7. Structure of anther (young and mature), tapetum (amoeboid and secretory) (Permanent slides).
8. Types of ovules: anatropous, orthotropous, circumscissile, amphitropous/campylotropous.
9. Female gametophyte: *Polygonum* (monosporic) type of Embryo sac Development (Permanent slides/photographs).
10. Ultrastructure of mature egg apparatus cells through electron micrographs.
11. Pollination types and seed dispersal mechanisms (including appendages, aril, caruncle) (Photographs and specimens).
12. Dissection of embryo/endosperm from developing seeds.
13. Calculation of percentage of germinated pollen in a given medium.

Suggested Readings

1. Bhojwani, S.S. & Bhatnagar, S.P. (2011). Embryology of Angiosperms. Vikas Publication House Pvt. Ltd. New Delhi. 5th edition.
2. Mauseth, J.D. (1988). Plant Anatomy. The Benjamin/Cummings Publisher, USA.



116

**Generic Elective
Plant Physiology and Metabolism**

(Credits: Theory-4, Practical-2)

**THEORY
Lectures: 60**

Unit 1: Plant-water relations (8 lectures)

Importance of water, water potential and its components; Transpiration and its significance; Factors affecting transpiration; Root pressure and guttation.

Unit 2: Mineral nutrition (8 lectures)

Essential elements, macro and micronutrients; Criteria of essentiality of elements; Role of essential elements; Transport of ions across cell membrane, active and passive transport, carriers, channels and pumps.

Unit 3: Translocation in phloem: (6 lectures)

Composition of phloem sap, girdling experiment; Pressure flow model; Phloem loading and unloading

Unit 4: Photosynthesis (12 lectures)

Photosynthetic Pigments (Chl a, b, xanthophylls, carotene); Photosystem I and II, reaction center, antenna molecules; Electron transport and mechanism of ATP synthesis; C₃, C₄ and CAM pathways of carbon fixation; Photorespiration.

Unit 5: Respiration (6 lectures)

Glycolysis, anaerobic respiration, TCA cycle; Oxidative phosphorylation, Glyoxylate, Oxidative Pentose Phosphate Pathway.

Unit 6: Enzymes (4 lectures)

Structure and properties; Mechanism of enzyme catalysis and enzyme inhibition.

Unit 7: Nitrogen metabolism (4 lectures)


Biological nitrogen fixation; Nitrate and ammonia assimilation.

Unit 8: Plant growth regulators (6 lectures)

Discovery and physiological roles of auxins, gibberellins, cytokinins, ABA, ethylene.

Unit 9: Plant response to light and temperature (6 lectures)

Photoperiodism (SDP, LDP, Day neutral plants); Phytochrome (discovery and structure), red and far red light responses on photomorphogenesis; Vernalization.



15

Practical


1. Determination of osmotic potential of plant cell sap by plasmolytic method.
2. To study the effect of two environmental factors (light and wind) on transpiration by excised twig.
3. Calculation of stomatal index and stomatal frequency of a mesophyte and a xerophyte.
4. Demonstration of Hill reaction.
5. Demonstrate the activity of catalase and study the effect of pH and enzyme concentration.
6. To study the effect of light intensity and bicarbonate concentration on O₂ evolution in photosynthesis.
7. Comparison of the rate of respiration in any two parts of a plant.
8. Separation of amino acids by paper chromatography.

Demonstration experiments (any four)

1. Bolting.
2. Effect of auxins on rooting.
3. Suction due to transpiration.
4. R.Q.
5. Respiration in roots.

Suggested Readings

3. Taiz, L., Zeiger, E., Møller, I.M. and Murphy, A (2015). Plant Physiology and Development. Sinauer Associates Inc. USA. 6th edition.
1. Hopkins, W.G., Huner, N.P., (2009). Introduction to Plant Physiology. John Wiley & Sons, U.S.A. 4th Edition.
2. Bajracharya, D., (1999). Experiments in Plant Physiology- A Laboratory Manual. Narosa Publishing House, New Delhi.


16/9/16

Skill Enhancement Courses


16/9/16

Skill Enhancement Course

Herbal Technology (Credits 2)

Lectures: 30

Unit 1: Herbal medicines: history and scope - definition of medical terms - role of medicinal plants in Siddha systems of medicine; cultivation - harvesting - processing - storage - marketing and utilization of medicinal plants. **(6 Lectures)**

Unit 2: Pharmacognosy - systematic position and medicinal uses of the following herbs in curing various ailments; Tulsi, Ginger, Fenugreek, Indian Goose berry and Ashoka. **(6 Lectures)**


Unit 3: Phytochemistry - active principles and methods of their testing - identification and utilization of the medicinal herbs; *Catharanthus roseus* (cardiotonic), *Withania somnifera* (drugs acting on nervous system), *Clerodendron phlomoides* (anti-rheumatic) and *Centella asiatica* (memory booster). **(6 Lectures)**

Unit 4: Analytical pharmacognosy: Drug adulteration - types, methods of drug evaluation - Biological testing of herbal drugs - Phytochemical screening tests for secondary metabolites (alkaloids, flavonoids, steroids, triterpenoids, phenolic compounds) **(8 Lectures)**

Unit 5: Medicinal plant banks micro propagation of important species (*Withania somnifera*, neem and tulsi- Herbal foods-future of pharmacognosy) **(4 Lectures)**

Suggested Readings

1. Glossary of Indian medicinal plants, R.N.Chopra, S.L.Nayar and I.C.Chopra, 1956. C.S.I.R, New Delhi.
2. The indigenous drugs of India, Kanny, Lall, Dey and Raj Bahadur, 1984. International Book Distributors.
3. Herbal plants and Drugs Agnes Arber, 1999. Mangal Deep Publications.
4. Ayurvedic drugs and their plant source. V.V. Sivarajan and Balachandran Indra 1994. Oxford IBH publishing Co.
5. Ayurveda and Aromatherapy. Miller, Light and Miller, Bryan, 1998. Banarsidass, Delhi.
6. Principles of Ayurveda, Anne Green, 2000. Thomsons, London.
7. Pharmacognosy, Dr.C.K.Kokate et al. 1999. Nirali Prakashan.



16/9/16

Skill Enhancement Course Mushroom Culture Technology

(Credits 2)

Lectures: 30

Unit 1: Introduction, history. Nutritional and medicinal value of edible mushrooms; Poisonous mushrooms. Types of edible mushrooms available in India - *Volvariella volvacea*, *Pleurotus citrinopileatus*, *Agaricus bisporus*. (5 Lectures)

Unit 2: Cultivation Technology : Infrastructure: substrates (locally available) Polythene bag, vessels, Inoculation hook, inoculation loop, low cost stove, sieves, culture rack, mushroom unit (Thatched house) water sprayer, tray, small polythene bag. Pure culture: Medium, sterilization, preparation of spawn, multiplication. Mushroom bed preparation - paddy straw, sugarcane trash, maize straw, banana leaves. Factors affecting the mushroom bed preparation - Low cost technology, Composting technology in mushroom production. (12 Lectures)

Unit 3: Storage and nutrition : Short-term storage (Refrigeration - upto 24 hours) Long term Storage (canning, pickles, papads), drying, storage in salt solutions. Nutrition - Proteins - amino acids, mineral elements nutrition - Carbohydrates, Crude fibre content - Vitamins.

(8 Lectures)

Unit 4: Food Preparation : Types of foods prepared from mushroom. Research Centres - National level and Regional level. Cost benefit ratio - Marketing in India and abroad, Export Value. (5 lectures)

Suggested Readings

1. Marimuthu, T. Krishnamoorthy, A.S. Sivaprakasam, K. and Jayarajan. R (1991) Oyster Mushrooms, Department of Plant Pathology, Tamil Nadu Agricultural University, Coimbatore.
2. Swaminathan, M. (1990) Food and Nutrition. Bappco, The Bangalore Printing and Publishing Co. Ltd., No. 88, Mysore Road, Bangalore - 560018.
3. Tewari, Pankaj Kapoor, S.C., (1988). Mushroom cultivation, Mittal Publications, Delhi.
4. Nita Bahl (1984-1988) Hand book of Mushrooms, II Edition, Vol. I & Vol. II.

CP

10m
16/9/16

16/9/16

16/9/16